

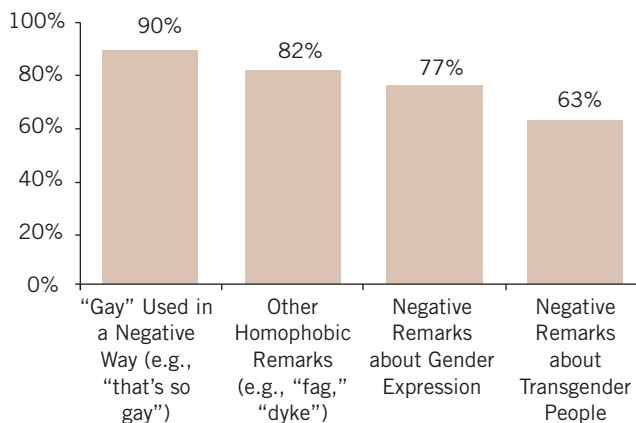
## SCHOOL CLIMATE FOR LGBTQ STUDENTS IN NEW MEXICO

Findings from the GLSEN 2019 National School Climate Survey demonstrate that New Mexico schools were not safe for most lesbian, gay, bisexual, transgender, and queer (LGBTQ) secondary school students. In addition, many LGBTQ students in New Mexico did not have access to important school resources, such as an LGBTQ-inclusive curriculum, and were not protected by supportive and inclusive school policies.

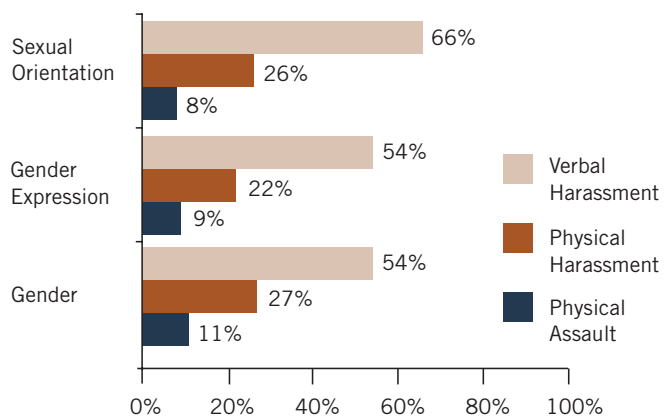
**FACT: The vast majority of LGBTQ students in New Mexico regularly (sometimes, often, or frequently) heard anti-LGBTQ remarks (Fig. 1).** Some also regularly heard school staff make homophobic remarks (17%) and negative remarks about someone's gender expression (23%).

**FACT: Most LGBTQ students in New Mexico experienced anti-LGBTQ victimization at school (Fig. 2).** They also experienced victimization at school based on disability (45%), race/ethnicity (23%), and religion (18%). Most never reported the incident to school staff (59%). Only 27% of LGBTQ students who reported incidents said it resulted in effective staff intervention.

**Figure 1. Hearing Anti-LGBTQ Remarks from Students in New Mexico Schools**  
(percentage of LGBTQ students hearing remarks regularly)



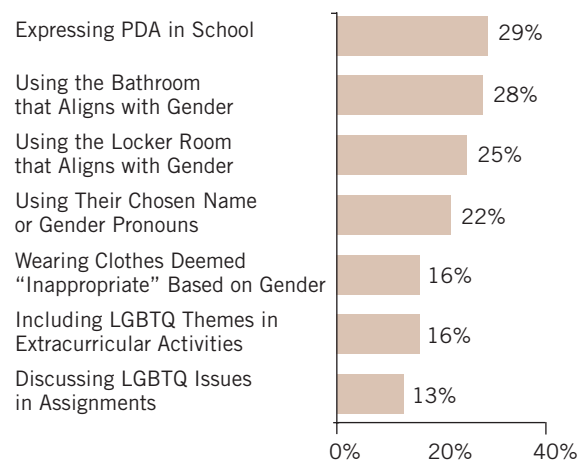
**Figure 2. Anti-LGBTQ Harassment & Assault in New Mexico Schools**  
(percentage of LGBTQ students harassed or assaulted in the past year based on...)



**FACT: Many LGBTQ students in New Mexico reported discriminatory policies or practices at their school (Fig. 3).** Most (60%) experienced at least one form of anti-LGBTQ discrimination at school during the past year.

- Over a quarter of LGBTQ students in New Mexico (29%) were disciplined for public displays of affection (PDA) that did not result in similar action for non-LGBTQ students.
- In New Mexico, over a quarter of LGBTQ students (28%), and nearly half of transgender students (48%), were unable to use the school bathroom aligned with their gender. Additionally, nearly a quarter of LGBTQ students (22%), and 39% of transgender students, were prevented from using their chosen name or pronouns in school.
- LGBTQ students in New Mexico experienced other forms of school discrimination, not shown in Fig. 3: being unable to form or promote a GSA (11%), being prevented or discouraged from playing school sports due to an LGBTQ identity (9%), being unable to wear LGBTQ-supportive apparel (7%), being unable to bring a same-gender date to a school dance (6%), and being disciplined at school for identifying as LGBTQ (2%).

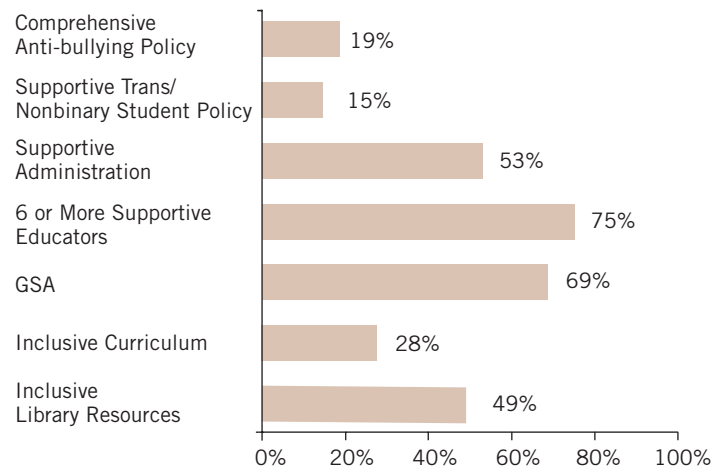
**Figure 3. Anti-LGBTQ Discrimination Most Commonly Reported in New Mexico Schools**  
(percentage of LGBTQ students that were prevented from...)



**FACT: Many LGBTQ students in New Mexico did not have access to in-school resources and supports (Fig. 4).**

- Only 19% attended a school with a comprehensive anti-bullying/harassment policy that included specific protections based on sexual orientation and gender identity/expression. Only 15% had a policy or official guidelines to support transgender and nonbinary students.
- Approximately half of LGBTQ students (53%) reported that their school administration was somewhat or very supportive of LGBTQ students.
- Nearly all (99%) could identify at least one school staff member supportive of LGBTQ students, but fewer (75%) could identify 6 or more supportive school staff.
- About two-thirds (69%) had access to a GSA or similar student club which provides a safe and affirming space and promotes a more welcoming school climate for LGBTQ students.
- Only 28% were taught positive representations of LGBTQ people, history, or events (“inclusive curriculum”). Only 13% reported receiving LGBTQ-inclusive sex education at school.

**Figure 4. Availability of LGBTQ-Related Resources & Supports in New Mexico Schools**



## RECOMMENDATIONS

School-based supports such as supportive and inclusive school policies, school personnel who are supportive of LGBTQ students, GSAs, and LGBTQ-inclusive curricular resources can positively affect school climate for LGBTQ students. Findings from the 2019 National School Climate Survey demonstrate that students attending schools with these resources and supports report more positive school experiences, including lower victimization and absenteeism and higher academic achievement.

Given the high percentages of LGBTQ students in New Mexico who experience harassment at school and the limited access to key resources and supports that can have a positive effect on their school experiences, it is critical that New Mexico school leaders, education policymakers, and other individuals who are obligated to provide safe learning environments for all students take the following steps:

- Implement supportive and inclusive school policies, such as comprehensive anti-bullying/harassment and supportive transgender and nonbinary student policies;
- Support GSAs;
- Provide professional development for school staff on LGBTQ student issues; and
- Increase student access to LGBTQ-inclusive curricular resources.

These actions can move us toward a future in which all students in New Mexico will have the opportunity to learn and succeed in school, regardless of sexual orientation, gender identity, or gender expression.

To learn more about GLSEN and to get involved, visit [glsen.org](https://www.glsen.org) or contact [info@glsen.org](mailto:info@glsen.org).

To get involved in the GLSEN Albuquerque chapter, visit [glsen.org/chapter/albuquerque](https://www.glsen.org/chapter/albuquerque) or contact [chapter@anm.glsen.org](mailto:chapter@anm.glsen.org).

**ABOUT THE RESEARCH** In 2019, GLSEN conducted the eleventh National School Climate Survey, a biennial survey of the experiences of LGBTQ youth in U.S. secondary schools. The national sample consisted of 16,713 LGBTQ students from all 50 states, the District of Columbia, Puerto Rico, American Samoa, and Guam. A total of 104 respondents were attending schools in New Mexico. The New Mexico sample was 57% White, 28% Latinx, 8% multiracial, 7% Native and Indigenous, 0% Black, 0% Asian American/Pacific Islander, and 0% Arab American/Middle Eastern/North African. The gender composition was 49% cisgender, 30% transgender, 16% nonbinary or genderqueer, and 5% questioning. Most (81%) attended public schools. The school community makeup was 40% rural/small town, 38% urban, and 22% suburban. The results reported for New Mexico had a margin of error of +/- 10%.

For the full 2019 National School Climate Survey report or for any other GLSEN research, go to [glsen.org/research](https://www.glsen.org/research).

Follow @GLSENResearch on Twitter.

Suggested citation: GLSEN. (2021). *School Climate for LGBTQ Students in New Mexico (State Snapshot)*. New York: GLSEN.

GLSEN is the leading national education organization focused on ensuring safe schools for all students.

© GLSEN 2021